



US010111000B1

(12) **United States Patent**
Ho et al.

(10) **Patent No.:** **US 10,111,000 B1**

(45) **Date of Patent:** **Oct. 23, 2018**

(54) **IN-VEHICLE PASSENGER PHONE STAND**

(56) **References Cited**

(71) Applicant: **TP Lab, Inc.**, Palo Alto, CA (US)

U.S. PATENT DOCUMENTS

(72) Inventors: **Chi Fai Ho**, Palo Alto, CA (US); **John Chiong**, San Jose, CA (US)

6,311,155 B1 * 10/2001 Vaudrey G11B 20/00992
381/10

8,284,960 B2 * 10/2012 Vaudrey H03G 7/002
381/106

(73) Assignee: **TP Lab, Inc.**, Palo Alto, CA (US)

8,457,324 B2 * 6/2013 Tice G08B 7/062
381/71.7

(*) Notice: Subject to any disclaimer, the term of this patent is extended or adjusted under 35 U.S.C. 154(b) by 0 days.

8,588,432 B1 * 11/2013 Simon H04R 27/00
381/77

8,891,782 B2 * 11/2014 Kim H04R 1/323
381/59

(21) Appl. No.: **15/784,744**

9,800,983 B2 * 10/2017 Wacquant H04R 27/00
2004/0114770 A1 * 6/2004 Pompei H04R 5/02
381/77

(22) Filed: **Oct. 16, 2017**

(Continued)

(51) **Int. Cl.**

G10K 11/178 (2006.01)

H04R 3/12 (2006.01)

H04R 1/40 (2006.01)

H04R 3/00 (2006.01)

G10L 21/0272 (2013.01)

G06F 3/16 (2006.01)

H04M 1/04 (2006.01)

H04R 1/02 (2006.01)

Primary Examiner — Disler Paul

(74) *Attorney, Agent, or Firm* — North Shore Patents, P.C.; Michele Liu Baillie

(52) **U.S. Cl.**

CPC **H04R 3/12** (2013.01); **G06F 3/165** (2013.01); **G10K 11/178** (2013.01); **G10L 21/0272** (2013.01); **H04M 1/04** (2013.01); **H04R 1/028** (2013.01); **H04R 1/403** (2013.01); **H04R 1/406** (2013.01); **H04R 3/005** (2013.01); **G10K 2210/1282** (2013.01); **G10K 2210/3044** (2013.01); **H04R 2499/13** (2013.01)

(57) **ABSTRACT**

A phone stand includes a phone holder for coupling to a phone, where the phone is for conducting a voice session. The phone stand further includes a plurality of directional speakers positioned to project sound to a focused audio area corresponding to a location where a user is expected to be positioned, a plurality of back speakers positioned behind the location where the user is expected to be positioned, and a system controller. The system controller is configured to: receive audio signals, where the audio signals includes audio of the voice session from the phone; separate the audio signals into speech signals and non-speech signals; obtain one or more output mixing attributes; generate mixed signals by combining the speech signals and the non-speech signals according to the one or more output mixing attributes; and send the mixed signals to the plurality of directional speakers.

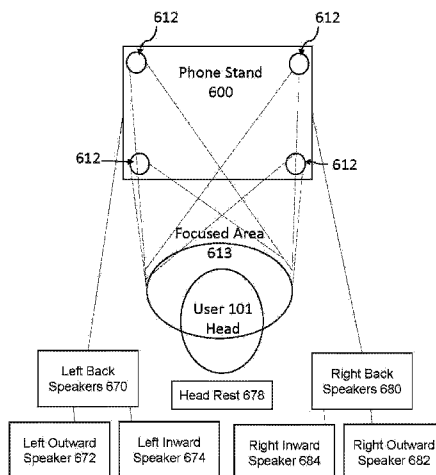
(58) **Field of Classification Search**

CPC H04R 3/12; H04R 1/028; H04R 1/403; H04R 1/406; H04R 3/005; G10K 11/1786; G10K 2210/1282; G10K 2210/3044; G10K 11/178

USPC 381/77, 79, 59, 307, 71.1, 71.4, 71.8

See application file for complete search history.

12 Claims, 9 Drawing Sheets



(56)

References Cited

U.S. PATENT DOCUMENTS

2007/0041590 A1* 2/2007 Tice G08B 7/062
381/77
2010/0296660 A1* 11/2010 Kim H04R 3/12
381/59
2016/0336022 A1* 11/2016 Florencio G10K 11/002

* cited by examiner

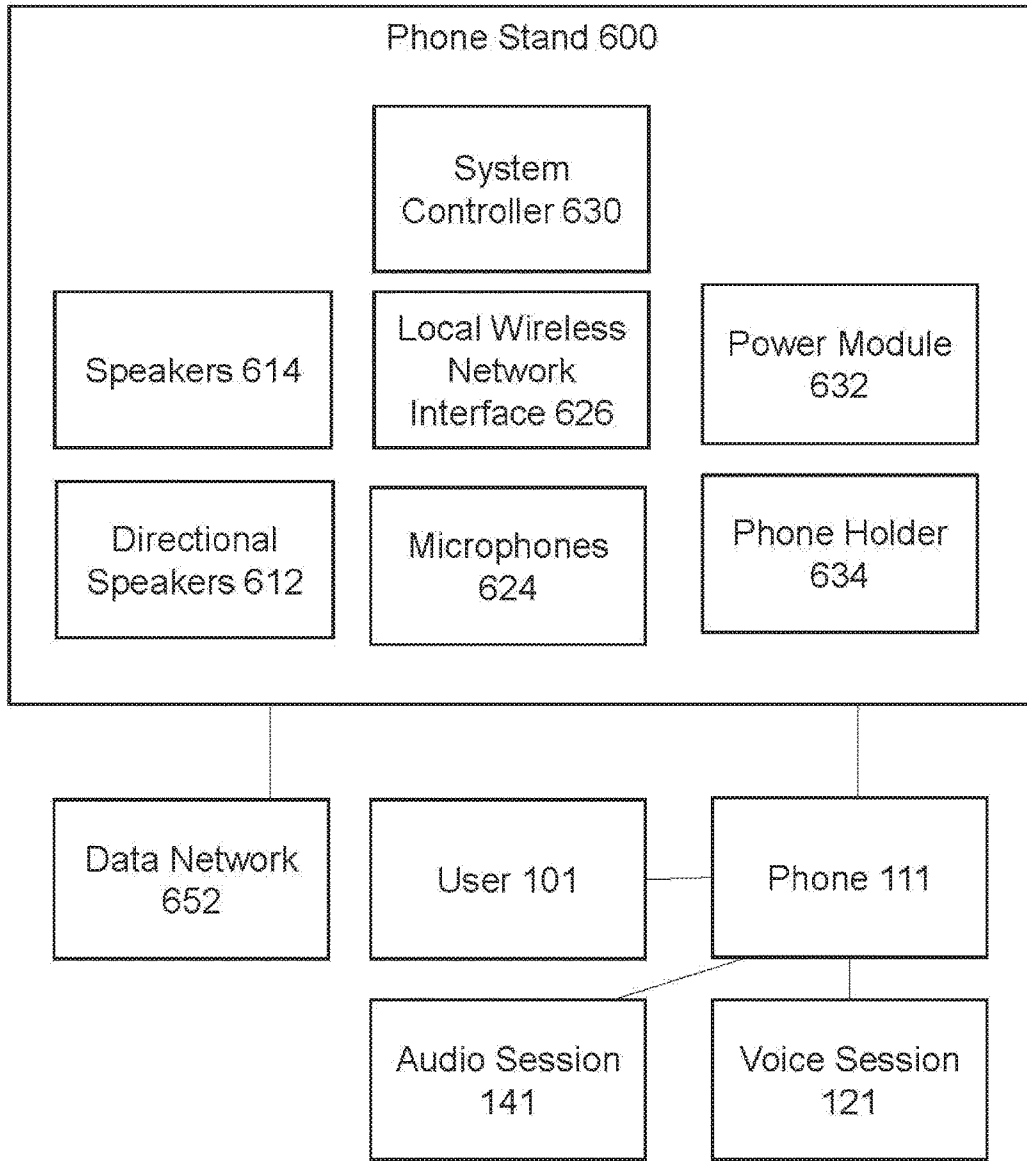


FIG. 1

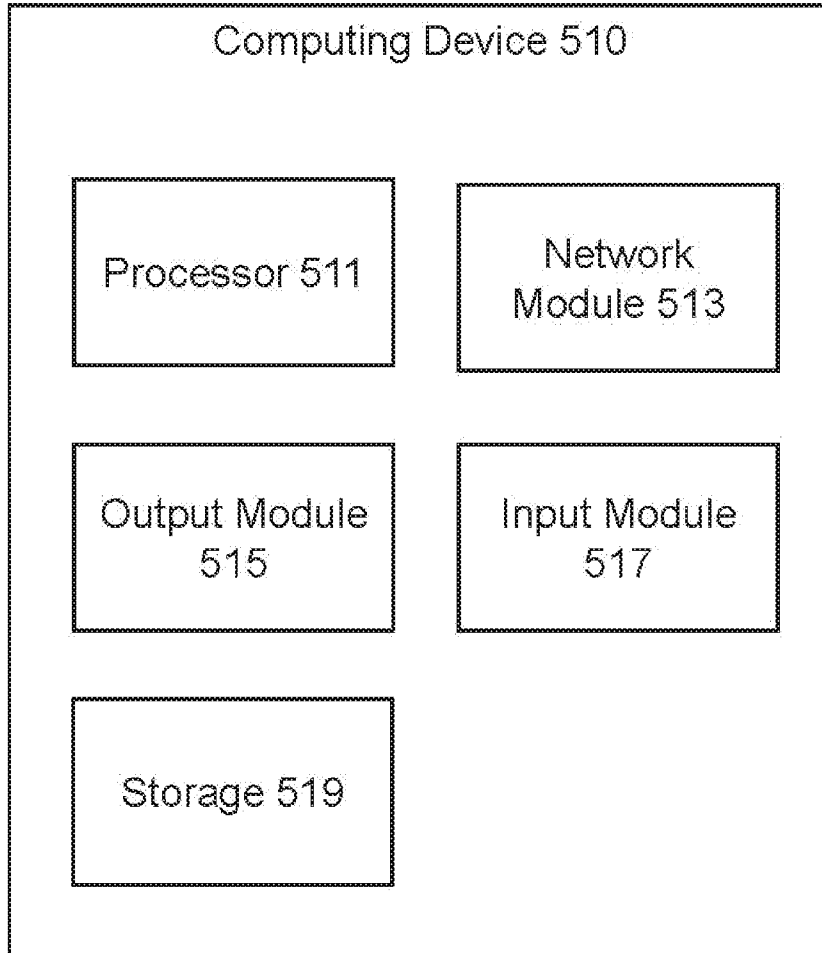


FIG. 2

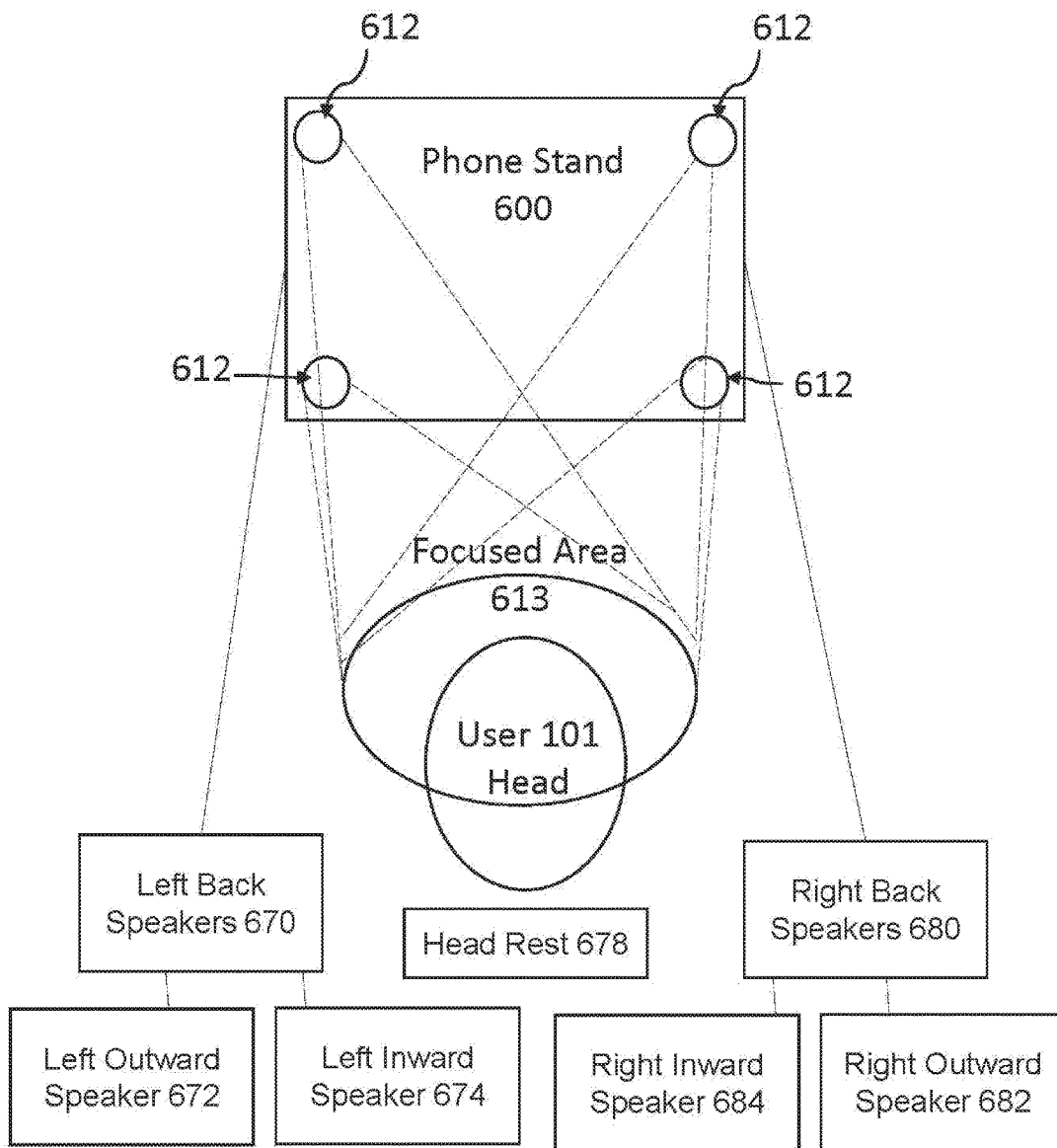


FIG. 3

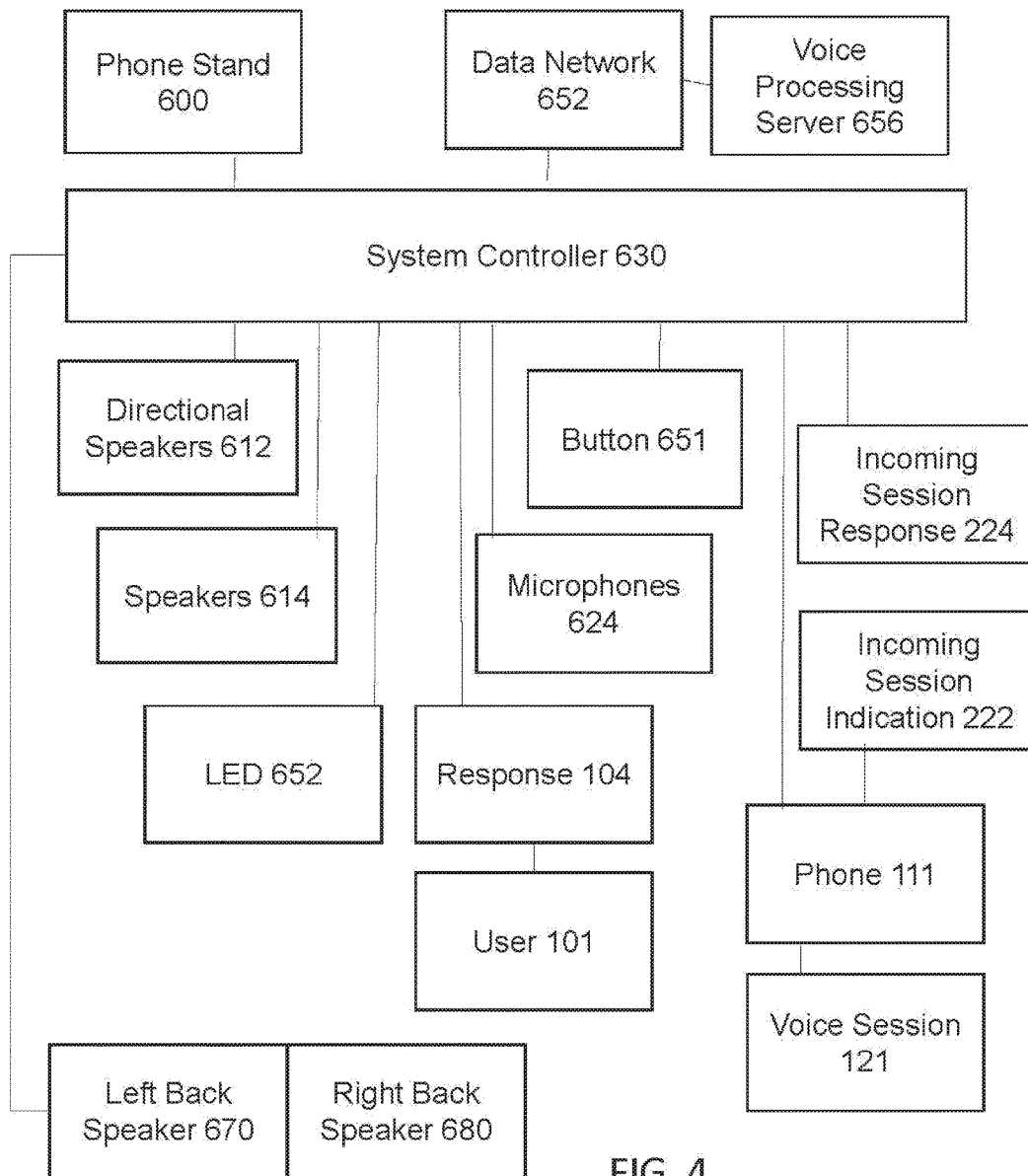


FIG. 4

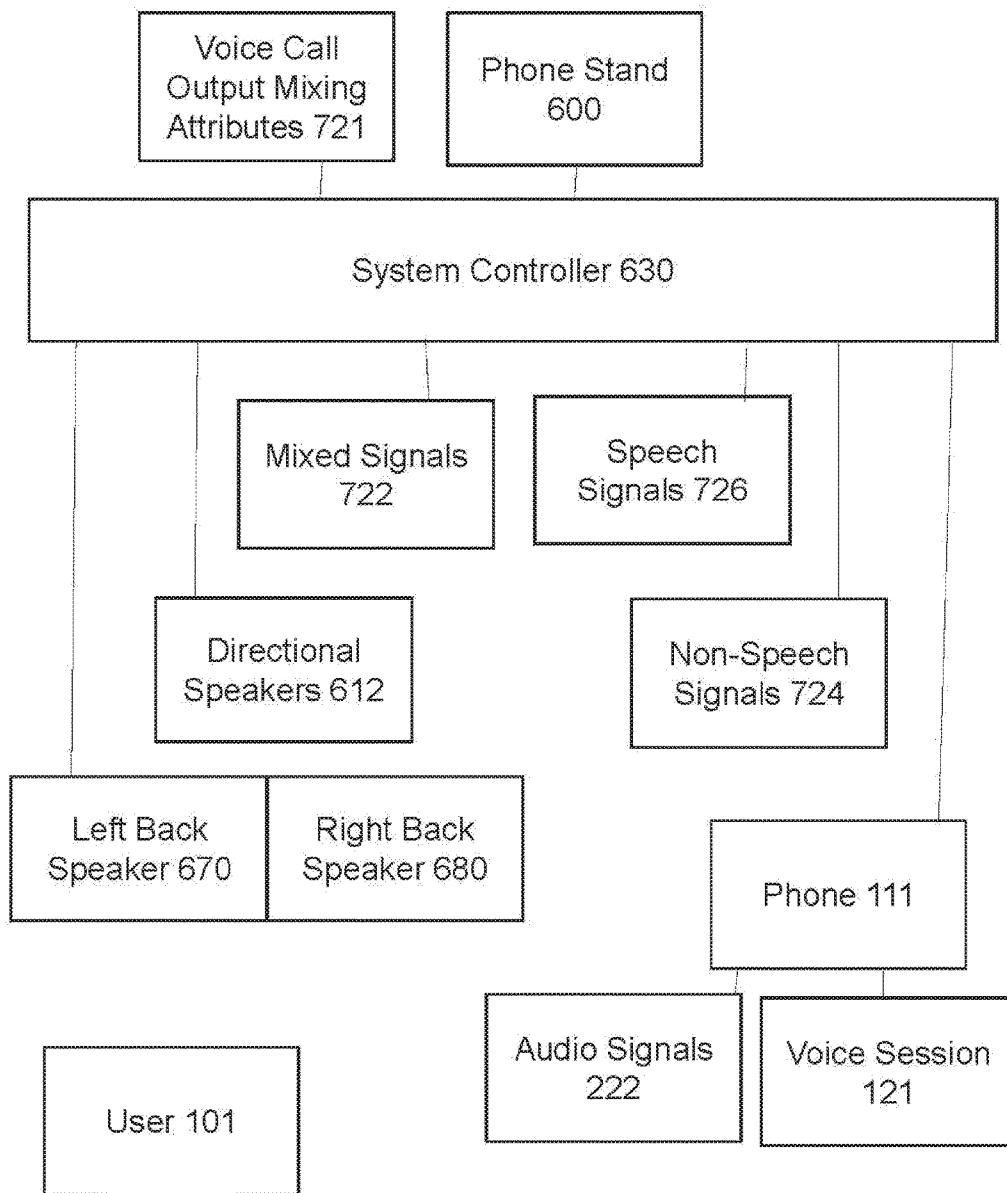


FIG. 5

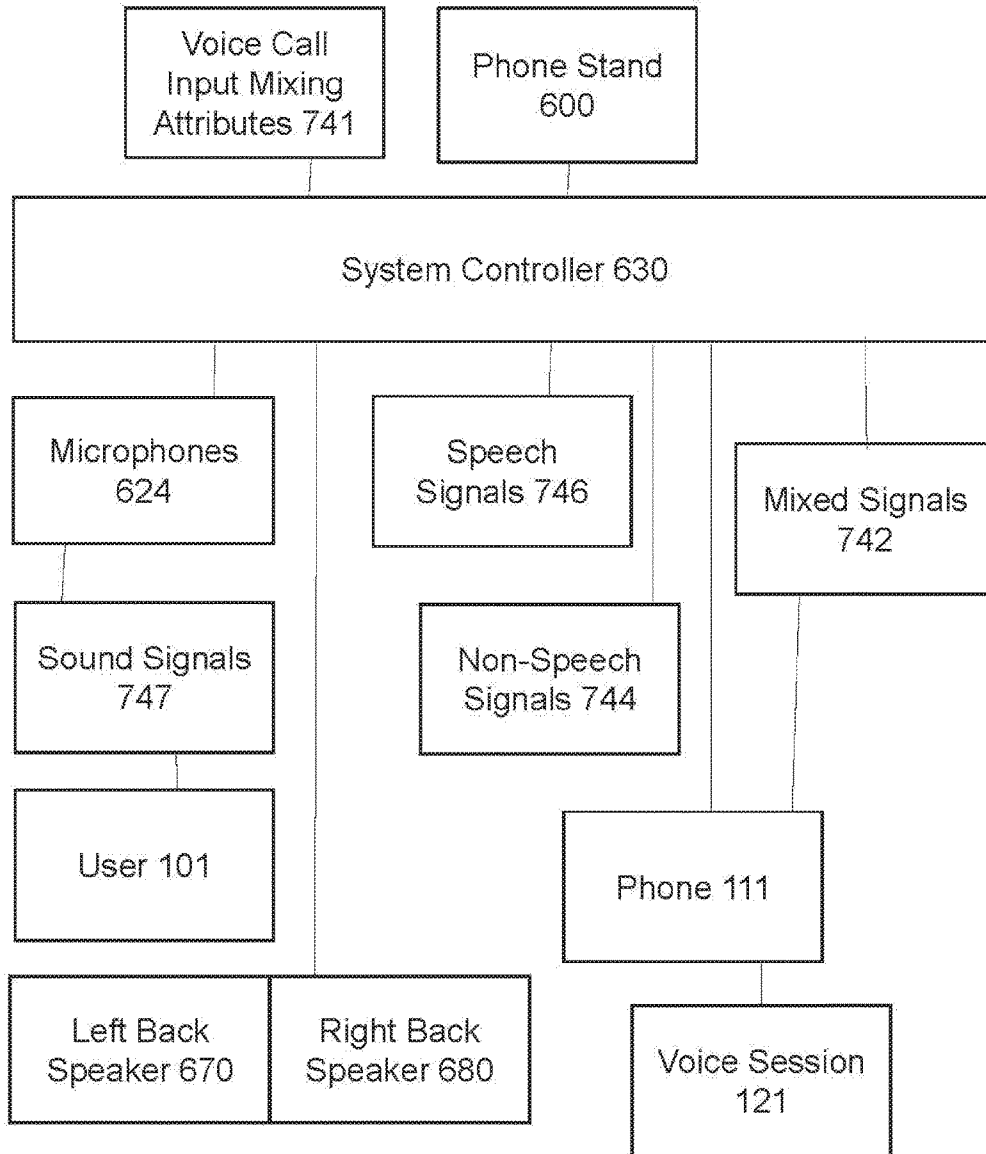


FIG. 6

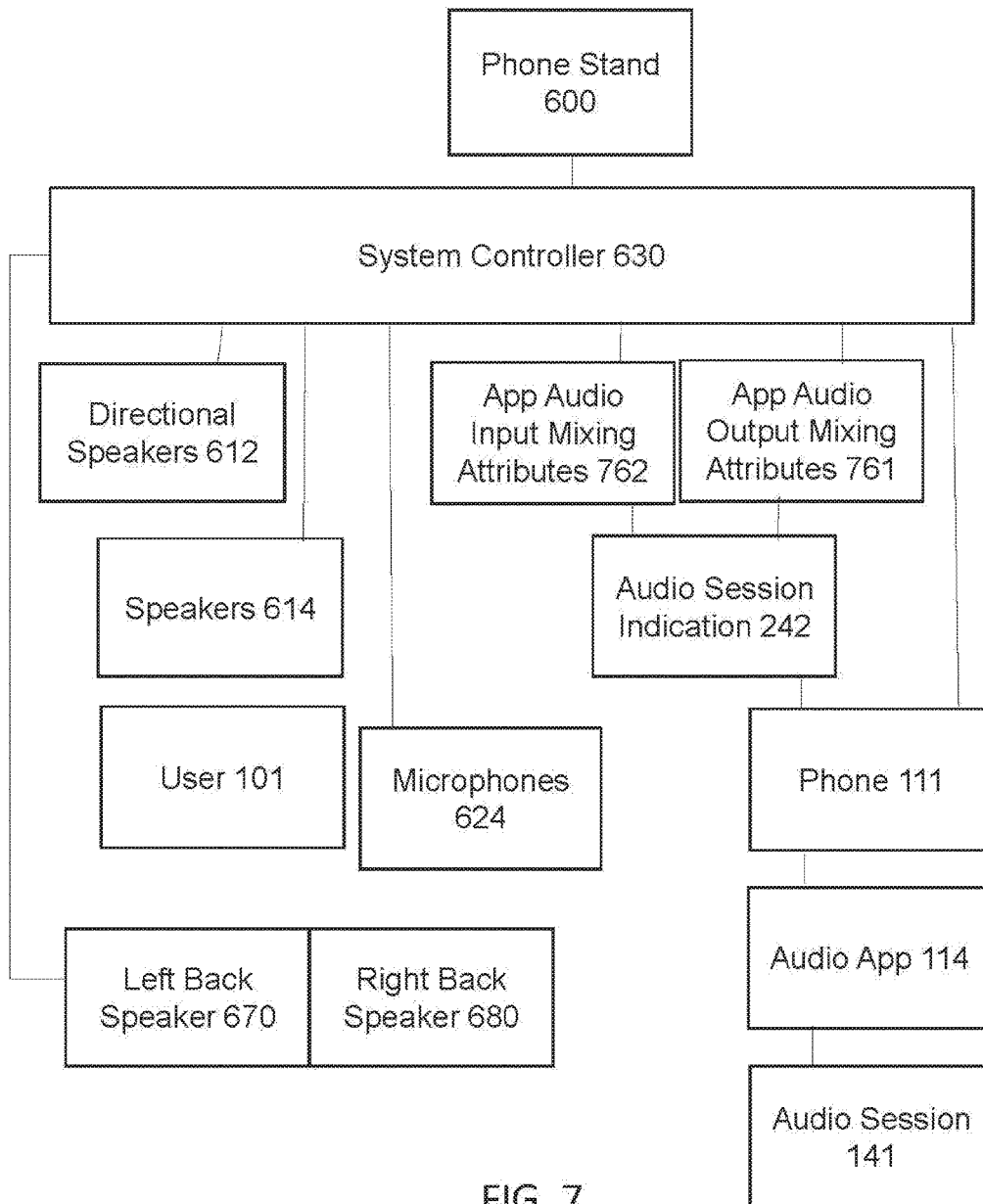


FIG. 7

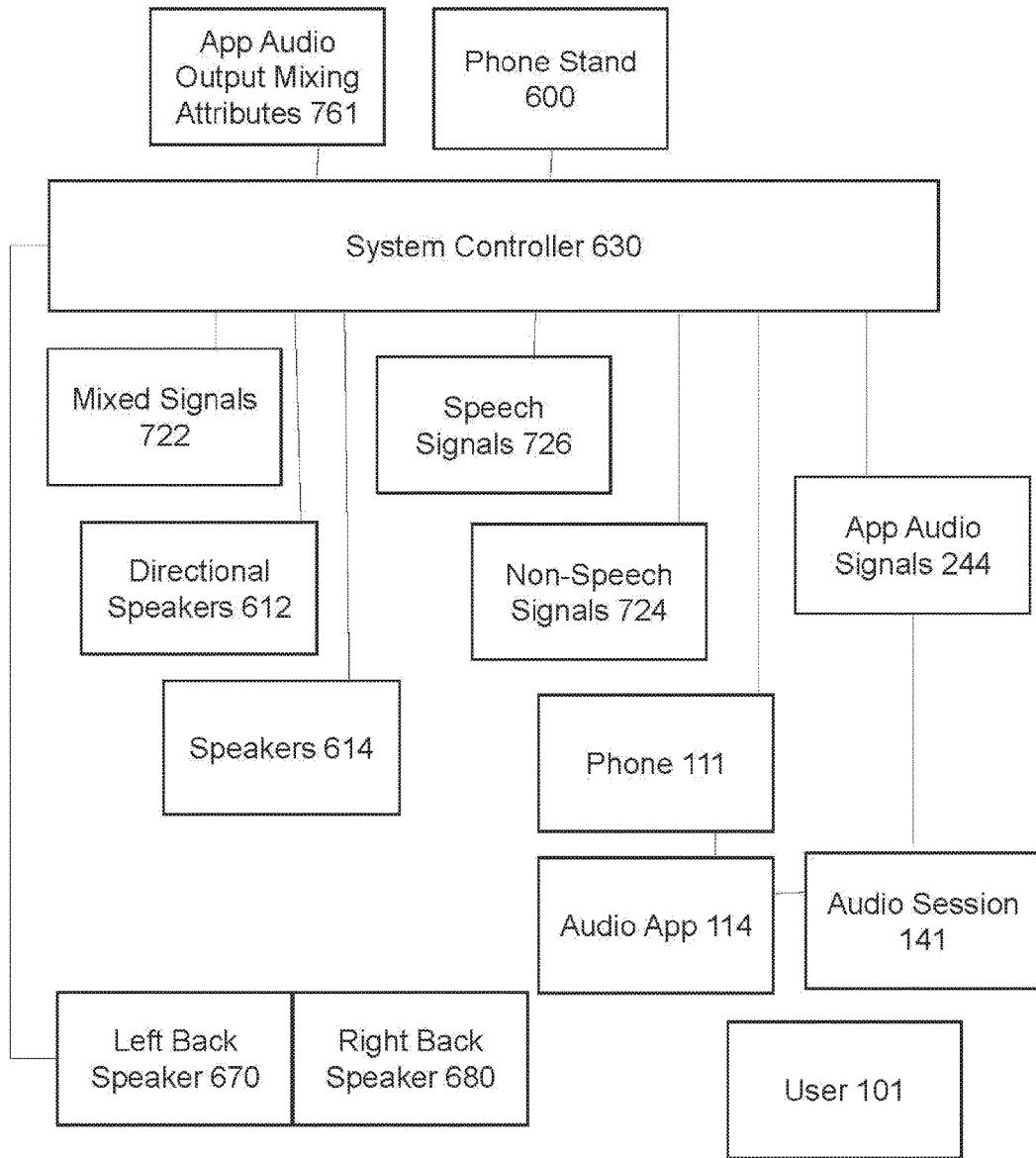


FIG. 8

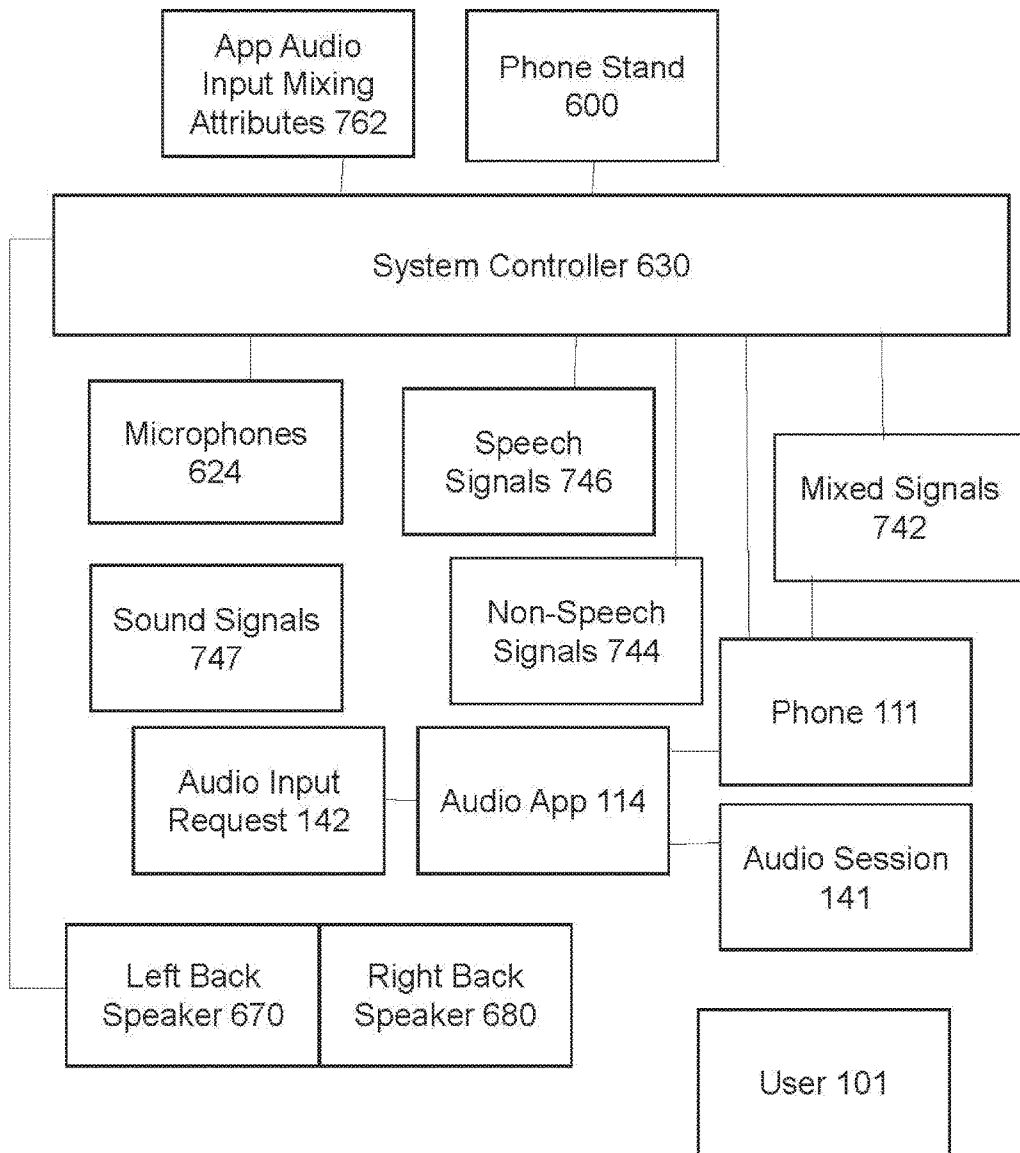


FIG. 9

IN-VEHICLE PASSENGER PHONE STAND

BACKGROUND OF THE INVENTION

Field

This invention relates generally to a phone stand, and more specifically a voice-oriented conversation speaker system based on a plurality of directional speakers.

Related Art

Uses of audio in a vehicle had been limited in the past. Drivers listened to radios and cassette tape or CD players, while operators of transportation vehicles used special voice devices for announcements and communication. With advances in mobile computing and digital radio, today's drivers engage a much larger number of activities involving voice and audio. They use in-car digital and often interactive entertainment systems, high definition digital radio, voice-activated navigation systems, in-car voice assistants, cell phones for phone calls, voice recording, voice messaging, voice mail and notification retrieval, music streaming and other voice and audio-based phone applications.

Despite the increase of voice and audio usage, a vehicle fundamentally is noisy, due in part to wind and engine noises, echo, and external noises. When a driver is engaged in a phone call using the speaker phone of her cell phone, she often finds it difficult to hear the voice of the other caller. Further, her voice may be difficult to hear over the ambient noise picked up by the phone's microphone. The driver may miss a turn announced by the navigation system, or gets frequently frustrated, when the in-car system's voice assistant repeatedly fails to understand his commands or questions due to the ambient noises.

A noisy environment is not unique to cars or buses. Workers often find similar situations in work areas. Using a voice or audio device, such as a phone, in a noisy work place is difficult and frustrating.

The above scenarios illustrate the need for a phone stand that assists a phone in providing voice and audio clarity.

BRIEF SUMMARY OF THE INVENTION

Disclosed herein is a phone stand and a corresponding method and a computer readable medium as specified in the independent claims. Embodiments of the present invention are given in the dependent claims. Embodiments of the present invention can be freely combined with each other if they are not mutually exclusive.

According to one embodiment of the present invention, a phone stand includes a phone holder for coupling to a phone, where the phone is for conducting a voice session. The phone stand further includes a plurality of directional speakers positioned to project sound to a focused audio area corresponding to a location where a user is expected to be positioned, a plurality of back speakers positioned behind the location where the user is expected to be positioned, and a system controller. The system controller is configured to: receive audio signals, where the audio signals includes audio of the voice session from the phone; separate the audio signals into speech signals and non-speech signals; obtain one or more output mixing attributes; generate mixed signals by combining the speech signals and the non-speech signals according to the one or more output mixing attributes; and send the mixed signals to the plurality of directional speakers.

In one aspect of the present invention, the plurality of back speakers includes a plurality of inward speakers positioned to direct first sound signals toward the location where the user is expected to be positioned and a plurality of outward speakers positioned to direct second sounds signals award from the location where the user is expected to be positioned.

In one aspect of the present invention, the system controller is configured to send the speech signals in the mixed signals to the plurality of directional speakers and to send the non-speech signals in the mixed signals to the plurality of back speakers.

In one aspect of the present invention, in sending the non-speech signals in the mixed signals to the plurality of back speakers, the system controller is configured to send the non-speech signals in the mixed signals to the plurality of inward speakers, and to send the non-speech signals in the mixed signals in an out of phase manner to the plurality of outward speakers, where the playing of non-speech signals by the plurality of outward speakers reduce or cancel a volume of the playing of the non-speech signals by the plurality of inward speakers.

In one aspect of the present invention, the system controller is further configured to send the mixed signals to the plurality of directional speakers and the plurality of inward speakers, and to send the mixed signals in an out of phase manner to the plurality of outward speakers, where the playing of the mixed signals by the plurality of outward speakers reduce or cancel a volume of the playing of the mixed signals by the plurality of inward speakers.

In one aspect of the present invention, the phone stand further includes one or more microphones positioned near the plurality of outward speakers to capture sound signals. The system controller is further configured to send the sound signals captured by the one or more microphones in an out of phase manner to the plurality of inward speakers, where the playing of the sounds signals by the plurality of inward speakers reduce or cancel a volume of the sound signals.

BRIEF DESCRIPTION OF THE SEVERAL VIEWS OF THE FIGURES

FIG. 1 illustrates an exemplary embodiment of a phone stand computing system according to the present invention.

FIG. 2 illustrates an exemplary embodiment of a computing device according to the present invention.

FIG. 3 illustrates an exemplary embodiment of a passenger phone stand computing system according to the present invention.

FIG. 4 illustrates an exemplary embodiment of a process for receiving an incoming voice session according to the present invention.

FIG. 5 illustrates an exemplary embodiment of a process using a passenger phone stand to process audio signals received from the phone during a voice session according to the present invention.

FIG. 6 illustrates an exemplary embodiment of a process using a passenger phone stand to send audio signals to the phone according to the present invention.

FIG. 7 illustrates an exemplary embodiment of a process for interworking with an audio-based phone application according to the present invention.

FIG. 8 illustrates an exemplary embodiment of a process for processing audio signals received from an audio-based phone application according to the present invention.

FIG. 9 illustrates an exemplary embodiment of a process for sending audio signals to an audio-based phone application according to the present invention.

DETAILED DESCRIPTION OF THE INVENTION

The following description is presented to enable one of ordinary skill in the art to make and use the present invention and is provided in the context of a patent application and its requirements. Various modifications to the embodiment will be readily apparent to those skilled in the art and the generic principles herein may be applied to other embodiments. Thus, the present invention is not intended to be limited to the embodiment shown but is to be accorded the widest scope consistent with the principles and features described herein.

Reference in this specification to “one embodiment”, “an embodiment”, “an exemplary embodiment”, or “a preferred embodiment” means that a particular feature, structure, or characteristic described in connection with the embodiment is included in at least one embodiment of the invention. The appearances of the phrase “in one embodiment” in various places in the specification are not necessarily all referring to the same embodiment, nor are separate or alternative embodiments mutually exclusive of other embodiments. Moreover, various features are described which may be exhibited by some embodiments and not by others. Similarly, various requirements are described which may be requirements for some embodiments but not other embodiments. In general, features described in one embodiment might be suitable for use in other embodiments as would be apparent to those skilled in the art.

FIG. 1 illustrates an exemplary embodiment of a phone stand computing system according to the present invention. In one embodiment, phone stand 600 coupled to or physically holds a phone 111 and assists in the use of a phone 111 by processing a voice session 121 or an audio session 141. In one embodiment, phone stand 600 includes local wireless network interface 616 through which the phone stand 600 is able to wirelessly connect directly to phone 111 when phone 111 is within connection range of the phone stand 600. In one embodiment, phone stand 600 includes a phone holder 634 which includes a clip, cradle, magnetic mount, or other similar device, to physically hold phone 111. In one embodiment, phone holder 634 connects to power module 632, included in phone stand 600, such that phone holder 634 can electrically charge phone 111 when phone 111 is held by phone holder 634. In one embodiment, power module 632 of phone stand 600 provides power to one or more components of phone stand 600. In one embodiment, phone stand 600 includes a plurality of directional speakers 612 which are placed on phone stand 600 and provides a focused audio area when audio signals are played using directional speakers 612. In one embodiment, the focused audio area is a physical location or area where a user 101 is expected to be positioned in order to listen to the audio output of phone stand 600. In one embodiment, phone stand 600 includes one or more additional speakers 614, which may or may not be directional speakers. In one embodiment, speakers 614 includes non-directional speakers. In one embodiment, phone stand 600 uses directional speakers 612 for voice session 121 and audio session 141. In one embodiment, phone stand 600 uses directional speakers 612 and optionally speakers 614 for audio session 141. In one embodiment, phone stand 600 includes one or more microphones 624 to receive sound signals for processing voice session 121

and/or audio session 141. A voice session, as used herein, refers to a span of time defined by a start marker (such as a start time or start command) and an end marker (such as an end time or an end command) during which voice signals are processed. An audio session, as used herein, refers to a span of time defined by a start marker (such as a start time or start command) and an end marker (such as an end time or an end command) during which non-voice signals are processed. The system controller 630 may be a computing device, as described below with reference to FIG. 2.

In one embodiment, phone stand 600 includes a system controller 630, which includes a hardware processor configured with processing capabilities and a storage for storing computer programming instructions, which when executed by the processor of system controller 630, allows system controller 630 to control directional speakers 612, speakers 614, phone holder 634, power module 632, microphones 624 and local wireless network interface 626. In one embodiment, system controller 630 interacts with phone 111 over one or more data communication sessions via local wireless network interface 626 to phone 111 to process voice session 121 and audio session 141. A communication session, as used herein, refers to a series of interactions between two communication end points that occur during the span of a single connection.

In one embodiment, phone stand 600 connects to a data network 652. In one embodiment phone 111 connects to data network 652.

In one embodiment, power module 632 includes a charging unit to charge phone 111. In one embodiment, the charging unit includes a wireless charging unit or a charging connector. In one embodiment, power module 632 includes a battery. In one embodiment, power module 632 connects to an external power source.

In one embodiment, local wireless network interface 626 connects to one or more of a NFC network, a Bluetooth network, a PAN network, an 802.11 network, an 802.15 PAN network, a ZeeBee network a LiFi network, and a short distance wireless network connecting two close-by networking devices.

In one embodiment, data network 652 includes a cellular network, a mobile data network, a WiFi network, a LiFi network, a WiMAX network, an Ethernet, or any other data network.

In one embodiment, phone 111 can be a mobile phone, a cell phone, a smartphone, an office desk phone, a VoIP phone, a cordless phone, a professional phone used by a train operator, bus driver, or a truck driver.

In one embodiment, voice session 121 is a voice call session, a telephone call session, a teleconference session, a voice message exchange session, a VoIP call session, a voice over instant messaging (IM) session, a session with a voice assistant application such as Apple Siri, Google Now, Amazon Alexa, Microsoft Cortana, or other voice assistant. In one embodiment, voice session 121 is a voice recording session, a text to speech session, an audio book reading session, playing a podcast, or a voice announcement.

In one embodiment, audio session 141 includes a voice session, a music playing session, a session playing radio, a video session playing audio, a session where audio clip is played. In one embodiment, audio session 141 includes a plurality of combined voice sessions and other audio sessions.

In one embodiment, user 101 is a car driver, a bus driver, a vehicle passenger, a pilot, an operator operating a bus, a train, a truck, a ship, or a vehicle. In one embodiment, user 101 is an office clerk, a receptionist, or an office worker. In

5

one embodiment, user **101** stays in a noisy environment where user **101** is to conduct a voice session **121** or audio session **141** with clarity.

FIG. 2 illustrates an exemplary embodiment of hardware components of a computing device which can be used for a controller, a network computer, a server or a phone. In one embodiment, computing device **510** includes a hardware processor **511**, a network module, an output module **515**, an input module **517**, a storage **519**, or some combination thereof. In one embodiment, the hardware processor **511** includes one or more general processors, a multi-core processor, an application specific integrated circuit based processor, a system on a chip (SOC) processor, an embedded processor, a digital signal processor, or a hardware- or application-specific processor. In one embodiment, output module **515** includes or connects to a display for displaying video signals, images or text, one or more speakers to play sound signals, or a lighting module such as an LED. In one embodiment, output module **515** includes a data interface such as USB, HDMI, DVI, DisplayPort, thunderbolt or a wire-cable connecting to a display, or one or more speakers. In one embodiment, output module **515** connects to a display or a speaker using a wireless connection or a wireless data network. In one embodiment, input module **517** includes a physical or logical keyboard, one or more buttons, one or more keys, or one or more microphones. In one embodiment, input module **517** includes or connects to one or more sensors such as a camera sensor, an optical sensor, a night-vision sensor, an infrared (IR) sensor, a motion sensor, a direction sensor, a proximity sensor, a gesture sensor, or other sensors that is usable by a user to provide input to computing device **510**. In one embodiment, input module **517** includes a physical panel housing one or more sensors. In one embodiment, storage **519** includes a storage medium, a main memory, a hard disk drive (HDD), a solid state drive (SSD), a memory card, a ROM module, a RAM module, a USB disk, a storage compartment, a data storage component or other storage component. In one embodiment, network module **513** includes hardware, software, or a combination of hardware and software, to interface or connect to a wireless data network such as a cellular network, a mobile network, a Bluetooth network, a NFC network, a personal area network (PAN), a WiFi network, or a Li-Fi network. Storage **519** stores executable instructions, which when read and executed by the processor **511** of computing device **510**, implements one or more functionalities of the current invention.

FIG. 3 illustrates an exemplary embodiment of a passenger phone stand computing system. In one embodiment, passenger phone stand **600** includes, in addition to parts and components illustrated in FIG. 1, optionally one or more left back speakers **670** and optionally one or more right back speakers **680**. In one embodiment, left back speakers **670** and right back speakers **680** are placed around or behind user **101** head. In one embodiment, user **101** head rests on or is positioned near a head rest **678**. Left back speakers **670** are placed on the left side of head rest **678**, and right back speakers **680** are placed on the right side of head rest **678**. In one embodiment, head rest **678** is part of a passenger seat on which user **101** sits. In one embodiment, head rest **678** includes a pillow on which user **101** head rests. In one embodiment, head rest **678** includes a neck pillow (not shown) worn around user **101** head or neck. Left back speakers **670** may include one or more of a left outward speaker **672** and a left inward speaker **674**. Left inward speaker **674** is placed facing towards an assumed position of the user **101** head, while left outward speaker **672** is placed

6

facing outward away from an assumed position of the user **101** head. Similarly, right back speakers **680** may include one or more of a right outward speaker **682** and a right inward speaker **684**. Right inward speaker **684** is placed facing an assumed position of the user **101** head, while right outward speaker **682** is placed facing outward away from an assumed position of the user **101** head. In one embodiment, left inward speaker **674** and right inward speaker **684** are placed close to an assumed position of the ears of the user **101**. In one embodiment, left inward speaker **674** and right inward speaker **684** are used to play sound signals in a low volume setting such that the sound signals can be clearly heard by user **101** but not clearly heard by passengers sitting next to user **101**.

In one embodiment, passenger phone stand **600** is housed in a vehicle such as a car, a van, a bus, an aircraft, a ship, a vessel, a train, or a transportation vehicle. In one embodiment, passenger phone stand **600** can be housed in a room or hall where many people sit close to each other, such as a cinema, a classroom, a lecture hall, a meeting room. In one embodiment, passenger phone stand **600** is housed in an open office space.

In one embodiment, passenger phone stand **600** connects to back left speakers **670** and back right speakers **680** via a wire, or wirelessly via a wireless technology such as Bluetooth, WiFi, 802.11, 802.15 personal area network technology, or radio frequency.

FIG. 4 illustrates an exemplary embodiment of a process for receiving an incoming voice call or voice session according to the present invention. In one embodiment, phone **111** receives a voice session **121** request from a caller or establishes voice session **121** to another user. In one embodiment, phone **111** is configured to use phone stand **600** as a speakerphone for voice session **121**. In one embodiment, phone **111** sends an incoming session indication **222** to system controller **630**, which notifies the system controller **630** of an incoming voice session **121**. In one embodiment, system controller **630** receives incoming session indication **222** and announces the incoming session indication **222**. In one embodiment, in announcing the incoming session indication **222**, system controller **630** plays a ring tone using directional speakers **612**. In one embodiment, incoming session indication **222** includes a plurality of audio signals for a ring tone, and system controller **630** plays the plurality of audio signals of incoming session indication **222** over directional speakers **612**. In one embodiment, incoming session indication **222** includes a ring tone identity, and system controller **630** retrieves a ring tone matching the ring tone identity from a storage of phone stand **600**, and plays the retrieved ring tone over directional speakers **612**. In one embodiment, system controller **630** plays the ring tone using speakers **614** and optionally left and right back speakers **670** and **680**. In one embodiment, phone stand **600** includes an LED **622**, and system controller **630** lights up LED **652** as a notification of an incoming session.

In one embodiment, user **101** notices the announcement of incoming session indication **222** through lit-up LED **652**, or ring tone played on directional speakers **612** or speakers **614** and optionally left and right back speakers **670** and **680**. In one embodiment, user **101** responds to the indication **222** with a response **104** to accept, reject or disconnect voice session **121**. In one embodiment, the response **104** includes the user **101** speaking into microphones **624** or pressing a button **651** on phone stand **600**. In one embodiment, response **104** indicates an acceptance of the voice session **121**. In one embodiment, user **101** speaks "answer the call", "accept", "yes", "hello", or another spoken phrase to accept

to voice session 121. Microphones 624 captures sound signals corresponding to response 104 and sends response 104 to system controller 630. In one embodiment, system controller 630 processes response 104 using natural language processing and recognizes the spoken words of user 101. System controller 630 matches the spoken words to one or more pre-stored words or sequences of words in an ontology database (not shown) to determine that response 104 to indicates an acceptance of the voice session 121. System controller 630 sends the acceptance in an incoming session response 224 message to phone 111. In one embodiment, system controller 630 includes the sound signals of the response 104, as captured by microphones 624, into incoming session response 224, and sends the incoming session response 224 to phone 111. The phone 111 processes the sounds signals in the incoming session response 224 to determine if response 104 indicates an acceptance, a rejection or a disconnection of the voice session 121. In one embodiment, system controller 630 sends response 104 to a voice process server 656 over data network 652 to determine if response 104 indicates an acceptance, a rejection or a disconnection of the voice session 121.

In one embodiment, user 101 does not need to do anything to accept, decline or disconnect voice session 121. Phone 111 automatically continues or discontinues voice session 121. In one embodiment, phone 111 is configured to automatically accept the voice session 121 after a pre-determined period of time, or after a pre-determined number of rings. In one embodiment, phone 111 receives a disconnect indication over the voice session 121. In one embodiment, voice session 121 is a voice call and phone 111 receives a disconnect indication after the remote caller or system disconnects the voice call. In one embodiment, voice session 121 is to play a voice message and phone 111 discontinues voice session 121 after playing the voice message.

In one embodiment, the pressing of a button 651 indicates an acceptance of a voice call. System controller 630 detects the pressing of the button 651 and sends an incoming session response 224 indicating an acceptance of the voice session 121 to phone 111.

In one embodiment, user 101 wants to decline or disconnect voice session 121. In one embodiment, user 101 says “no”, “decline”, “hang up”, “bye”. “disconnect” or other word or word phrase to indicate rejection of voice session 121. In one embodiment, microphone 624 captures sound signals corresponding to response 104. In one embodiment, system controller 630 receives the captured sound signals from microphone 624 and processes the sound signals using natural language processing to determine that the response 104 indicates a rejection of voice session 121. System controller 630 includes an indication to drop the voice session 121 in the incoming session response 224 and sends the incoming session response 224 to the phone 111. In one embodiment, the indication includes a command, a message, a flag, an integer, or a tag. In one embodiment, system controller 630 sends captured sound signals corresponding to the response 104 to phone 111, and the phone 11 then processes the sound signals to determine whether the response 104 indicates a rejection of the voice session 121.

In one embodiment, the pressing of the button 651 declines a call. System controller 630 detects the pressing of the button 651 and sends an incoming session response 224 indicating a rejection of the voice session 121 to phone 111.

In one embodiment, phone 111 receives incoming session response 224. In one embodiment, phone 111 determines that the incoming session response 224 is a rejection of the voice session 121, and in response, phone 111 rejects voice

session 121. In one embodiment, phone 111 rejects the voice session 121 by disconnecting the voice session 121. In one embodiment, phone 111 sends a rejection indication over voice session 121 to the caller. In one embodiment, phone 111 determines that the incoming session response 224 is an acceptance of the voice session 121, and in response, the phone 111 sends an acceptance indication over voice session 121 to the caller or the callee.

FIG. 5 illustrates an exemplary embodiment of a process using a passenger phone stand to process audio signals received from the phone during a voice session or an audio session. In this embodiment, phone 111 receives audio signals 222 over voice session 121, which may include non-voice audio signals, established as illustrated in FIG. 4. Phone 111 sends audio signals 222 to passenger phone stand 600. In one embodiment, system controller 630 receives audio signals 222 from phone 111. System controller 630 processes audio signals 222 and separates audio signals 222 into speech signals 726 and non-speech signals 724. In one embodiment, audio signals 222 includes a first indication labeling a first portion of the audio signals 222 as speech signals 726 and a second indication labeling a second portion of the audio signals 22 as non-speech signals 724. In one embodiment, audio signals 222 includes a channel for speech signals 726 and a channel for non-speech signals 724. In one embodiment, system controller 630 identifies audio signals 222 as speech signals 726 and determines there is no non-speech signals 724 in the audio signals 222. In one embodiment, system controller 630 includes one or more voice call output mixing attributes 721. System controller 630 generates mixed signals 722 by combining speech signals 726 and non-speech signals 724 according to output mixing attributes 721. In one embodiment, output mixing attributes 721 indicates one or more attributes for increasing the volume of speech signals 726, for reducing the volume of non-speech signals 724, for eliminating non-speech signals 724, for maintaining a volume of non-speech signals 724 if speech signals 726 are absent, and for eliminating non-speech signals 724 if speech signals 726 are present, or some combination thereof. System controller 630 generates mixed signals 722 according to output mixing attributes 721, such that the clarity for speech signals 724 is increased. Upon generating mixed signals 722, system controller 630 plays mixed signals 722 via directional speakers 612. In one embodiment, output mixing attributes 721 includes a mixed signal volume adjustment attribute. In one embodiment, system controller 630 adjusts the volume of mixed signals 722 according to the mixed signal volume adjustment attribute such that the volume is not too loud for user 101, who is assumed to be in a position in the focused area of directional speakers 612 listening to the sound of mixed signals 722. In one embodiment, output mixing attributes 721 adjusts volume of speech signals 726 higher than the non-speech signals 724. In one embodiment, mixed signals 722 are sent over to directional speakers 612 such that speech signals 726 is played louder than non-speech signals 724. In one embodiment, speech signals in mixed signals 722 are sent over to directional speakers 612 and non-speech signals in mixed signals 722 are sent over to speakers 614. In one embodiment, system controller 630 plays mixed signals 722 via left back speakers 670 and right back speakers 680. In one embodiment, system controller 630 adjusts the volume of mixed signals 722 so that the volume is not too loud for user 101, who is positioned very closely to left back speakers 670 and right back speakers 680, listening to the sound of mixed signals 722. In one embodiment, output mixing attributes 721 includes a mixed signal

volume adjustment attribute. In one embodiment, system controller 630 plays mixed signals 722 via left inward speaker 674 (FIG. 3) of left back speaker 670 and right inward speaker 684 (FIG. 3) of right back speaker 680. In one embodiment, system controller 630 additionally plays mixed signals 722 in an out of phase manner via left outward speaker 672 (FIG. 3) of left back speaker 670 and via right outward speaker 682 (FIG. 3) of right back speaker 680 so as to cancel the sound played via the inward speakers 674 and 684. Passengers sitting to the left or the right of user 101 would hear a reduced volume mixed signals 722 or little to none of the mixed signals 722.

In one embodiment, system controller 630 plays speech signals 726 via directional speakers 612, and non-speech signals 724 via left back speakers 670 and right back speakers 680. In one embodiment, system controller 630 adjusts the volume of non-speech signals 724 that is not too loud for user 101, who is positioned very closely to left back speakers 670 and right back speakers 680 and who is listening to the sound of non-speech signals 724. In one embodiment, output mixing attributes 721 includes a non-speech signal volume adjustment attribute. In one embodiment, system controller 630 plays non-speech signals 724 via left inward speaker 674 of left back speaker 670 and right inward speaker 684 of right back speaker 680. In one embodiment, system controller 630 additionally plays non-speech signals 724 in an out of phase manner via left outward speaker 674 of left back speaker 670 and via right outward speaker 682 of right back speaker 680 so as to cancel the sound played via the inward speakers 674 and 684. Passengers sitting to the left or the right of user 101 would hear a reduced volume non-speech signals 724 or little to none of the non-speech signals 724.

In one embodiment, phone 111 generates audio signals 222 to include: a first indication labeling a first portion of the audio signals as speech signals 726 or a first channel for speech signals 726; and a second indication labeling a second portion of the audio signals 222 as non-speech signals 724 or a second channel for non-speech signals 724. In one embodiment, phone 111 receives audio signals 222 from voice session 121 and the received audio signals 222 includes: a first indication labeling a first portion of the audio signals 222 as speech signals 726 or a first channel for speech signals 726; and a second indication labeling a second portion of audio signals 222 as non-speech signals 724 or a second channel for non-speech signals 724. In one embodiment audio signals 222 includes a Dolby multi-channel format for encoding speech signals 726 into a dialogue channel and non-speech signals 724 into a non-dialogue channel. In one embodiment, the system controller 630 plays the dialogue channel over the directional speakers 612 and plays the non-dialogue channel over the speakers 614. In one embodiment, audio signals 222 includes a different multi-channel or multiple sub-sessions format to encode speech signals 726 and non-speech signals 724.

FIG. 6 illustrates an exemplary embodiment of a process using a passenger phone stand to send audio signals to the phone. In this embodiment, user 101 speaks into microphone 624, during voice session 121. In one embodiment, microphones 624 captures the user's speech as sound signals 747 and sends sound signals 747 to system controller 630. System controller 630 processes sound signals 747 and separates sound signals 747 into speech signals 746 and non-speech signals 744. In one embodiment, system controller 630 stores or has access to a storage with one or more voice call input mixing attributes 741. System controller 630 generates mixed signals 742 by combining speech signals

746 and non-speech signals 744 according to input mixing attributes 741. In one embodiment, input mixing attributes 741 includes one or more attributes for increasing the volume of speech signals 746, for reducing the volume of non-speech signals 744, for eliminating non-speech signals 744, for eliminating non-speech signals 744 if speech signals 746 are absent, and for eliminating non-speech signals 746 if speech signals 746 are present, or some combination thereof. System controller 630 generates mixed signals 742 according to the input mixing attributes 741 such that the clarity of speech signals 746 are increased. Upon generating mixed signals 742, system controller 630 sends mixed signals 742 to phone 111. In one embodiment, phone 111 receives mixed signals 742 and sends mixed signals 742 over voice session 121. In one embodiment, mixed signals 742 includes first indication labeling a first portion of mixed signals 742 as speech signals 746 and a second indication labeling a second portion of mixed signals 742 as non-speech signals 744. In one embodiment, mixed signals 742 includes a multi-channel format to encode speech signals 746 and non-speech signals 744. In one embodiment, sound signals 747 includes only speech signals 746.

In one embodiment, microphones 624 include a directional microphone facing an assumed position of user 101, or a particular microphone closer to the assumed position of the user 101 than other microphones. System controller 630 identifies the speech signals 746 that are in sound signals 747 received from the directional or particular microphone. In one embodiment, microphones 624 include a particular microphone located further away from the assumed position of the user 101, and optionally where the particular microphone is shielded from sound made by user 101. System controller 630 identifies non-speech signals 744 of sound signals 747 received from particular microphone.

In one embodiment, input mixing attributes 741 includes a mixed volume adjustment attribute 742. In one embodiment, system controller 630 increases the volume of mixed signals 742 prior to sending mixed signals 742 to phone 111 according to the mixed signaling volume adjustment attribute 742.

In one embodiment, system controller 630 plays speech signals 746, mixed signals 742 or sound signals 747, in an out of phase manner via left outward speaker 672 and right outward speaker 682 so as to cancel the user's 101 voice or to cancel sound signals 747 received by microphones 624. Passengers sitting to the left or the right of user 101 would hear a reduced volume of the user's 101 voice or little to none of the user's 101 voice.

In one embodiment, microphones 624 includes one or more microphones housed near left outward speaker 672 and right outward speaker 682, and sound signals 747 includes sound signals received from the microphones near left outward speaker 672 and right outward speaker 682. In one embodiment, system controller 630 plays sound signals, included in sound signals 747 received from the microphones housed near the two outward speakers 672 and 682, via left inward speaker 674 and right inward speaker 684, in an out of phase manner so that the received sound signals reaching the user 101 from the outward speakers 672 and 682 are reduced or eliminated.

FIG. 7 illustrates an exemplary embodiment of a process for interworking with an audio-based phone application according to the present invention. In this embodiment, phone 111 executes an audio application ("app") 114. In one embodiment, app 114 includes a smartphone app, a tablet app, an iOS™ app, an Android™ app, a Windows™ app, an Apple™ CarPlay™ app, a Google™ Android Auto app, or

any app of a mobile, in-car, or embedded system. In one embodiment, app 114, when executed by phone 111, conducts an audio session 141. In one embodiment, app 114 includes a media player, a music player, a video player, a voice assistant, a phone dialer, a voice messenger, a voice mail controller, a VoIP client, a voice chat, teleconferencing or group conferencing functionality, an audio-book reader, a radio, or text-to-speech functionality. In one embodiment, audio app 114 starts an audio session 141, and notifies phone 111 to start audio session 141. In one embodiment, phone 111 sends an audio session indication 242 message to phone stand 600. In one embodiment, audio session indication 241 includes a start marker. In one embodiment, audio session indication 242 includes a speaker choice indicating either a choice of directional speakers 612 or speakers 614, and optionally left and right back speakers 670 and 680, are to be used for the audio session 141. In one embodiment, audio session indication 242 includes one or more app audio output mixing attributes 761 for mixing audio signals to be outputted by the app 114 and optionally one or more app audio input mixing attributes 762 for mixing of audio signals inputted to the app 114. In one embodiment, system controller 630 receives audio session indication 242, optionally retrieves and stores speaker choice indication, and optionally retrieves and stores app audio input mixing attributes 762 and app audio output mixing attributes 761. In one embodiment, system controller 630 stores or has access to storage with app audio input mixing attributes 762 and app audio output mixing attributes 761. Phone 111 includes an audio input mixing attribute identity in audio session indication 242 to allow system controller 630 to select the app audio input mixing attributes 762 or app audio output mixing attributes 761 based on the identity in audio session indication 242. In one embodiment, system controller 630 uses app audio output mixing attributes 761 with speakers 614 and directional speakers 612, as described below. In one embodiment, system controller 630 uses app audio input mixing attributes 762 with microphone 624, as described below.

In one embodiment, audio app 114 instructs phone 111 to end audio session 141, and in response, phone 111 sends audio session indication 242 to include an ending indication. In one embodiment, the indication comprises a command, a message, a flag, an integer, or a tag. In one embodiment, system controller 630 receives the ending indication, and in response, stops applying mixing the audio signals to be outputted by the app 114 or inputted to the app 114.

In one embodiment, system controller 630 announces audio session indication 242 using speakers 614, directional speaker 612, optionally left and right back speakers 670 and 680, or an LED light.

FIG. 8 illustrates an exemplary embodiment of a process for processing audio signals received from an audio-based phone app according to the present invention. In this embodiment, audio app 114 conducts an audio session 141, of which the system controller 630 of phone stand 600 is notified by phone 111, as described above with reference to FIG. 7. In one embodiment, audio app 114 generates app audio signals 244 during audio session 141. Audio app 114 sends phone 111 of app audio signals 244. In one embodiment, phone 111 sends app audio signals 244 to system controller 630. System controller 630 receives app audio signals 244, and processes app audio signals 244 according to previously stored app audio output mixing attributes 761. In one embodiment, output mixing attributes 761 contain an attribute value indicating that no processing of app audio signals 244 is to be performed by the system controller 630.

System controller 630 plays app audio signals 244 over directional speakers 612 or speakers 614, or optionally left and right back speakers 670 and 680, according to output mixing attributes 761.

In one embodiment, output mixing attributes 761 contains an attribute value indicating that app audio signals 244 are to be separated into speech signals 726 and non-speech signals 724. Based on the output mixing attributes 761, system controller 630 processes app audio signals 244 and separates audio signals 244 into speech signals 726 and non-speech signals 724. System controller 630 then combines speech signals 726 and non-speech signals 724 according to output mixing attributes 761 to generate mixed signals 722. In one embodiment, output mixing attributes 761 includes one or more attributes for increasing the volume of speech signals 726, for reducing the volume of non-speech signals 724, for eliminating non-speech signals 724, for maintaining volume of non-speech signals 724 if speech signals 726 are absent, for eliminating non-speech signals 724 if speech signals 726 are present, or some combination thereof. In one embodiment, system controller 630 generates mixed signals 722 according to the output mixing attributes 761 such that the clarity of speech signals 724 or the audio quality for non-speech signals 726 is increased. In one embodiment, system controller 630 plays mixed signals 722 over directional speakers 612 or speakers 614, or optionally left and right back speakers 670 and 680, as specified by the output mixing attributes 761. In one embodiment, system controller 630 plays mixed signals 722 using directional speakers 612 when system controller 630 determines that the speech signals 726 in the mixed signals 722 are of better quality than the non-speech signals 724. In one embodiment, system controller 630 plays mixed signals 722 using speakers 614, and optionally left and right back speakers 670 and 680, when system controller 630 determines that the non-speech signals 724 in the mixed signals 722 are of better quality than the speech signals 726. In one embodiment, system controller 630 plays the speech signals 726 in mixed signals 722 using directional speakers 612. In one embodiment, system controller 630 plays the non-speech signals 724 in mixed signals 722 using speakers 614 and optionally left and right back speakers 670 and 680.

In one embodiment, system controller 630 determines directional speakers 612 are to be used to play mixed signals 722. In one embodiment, output mixing attributes 761 includes a volume adjustment attribute. System controller 630 adjusts the volume of mixed signals 722 or app audio signals 244 according to the volume adjustment attribute so that the volume is not too loud for user 101, who is assumed to be positioned in the focused area of directional speakers 612.

In one embodiment, app audio signals 244 include: a first indication labeling a first portion of app audio signals 244 as speech signals 726 or a first channel for speech signals 726; and a second indication labeling a second portion of app audio signals 244 as non-speech signals 724 or a second channel for non-speech signals 724. In one embodiment, phone 111 modifies app audio signals 244 to include such indications or channels. In one embodiment, audio signals 244 received from audio session 141 include such indications or channels. In one embodiment, audio app 114 generates app audio signals 244 to include such indications or channels. In one embodiment, app audio signals 244 uses Dolby multi-channel format to indicate speech signals 726 in a dialogue channel and non-speech signals 724 in a non-dialogue channel. In one embodiment, app audio signals

244 uses a different channel or sub-session separation for speech signals 726 and non-speech signals 724.

FIG. 9 illustrates an exemplary embodiment of a process for sending audio signals to an audio-based phone app according to the present invention. In this embodiment, during an audio session 141, audio app 114 sends an audio input request 142 to phone 111, and in response, the phone 111 forwards audio input request 142 to system controller 630. In one embodiment, system controller 630 receives audio input request 142 and instructs microphones 624 to capture sound signals 747. In one embodiment, system controller 630 receives captured sound signals 747 from microphones 624. System controller 630 processes sound signals 747 according to app audio input mixing attributes 762 to generate mixed signals 742. In one embodiment, input mixing attributes 762 includes attribute values that indicate that no processing of the sound signals 747 is to be performed. System controller 630 copies sound signals 747 to mixed signals 742. In one embodiment, input mixing attributes 762 contain attribute values that indicate that the sound signals 747 are to be separated into speech signals and non-speech signals. System controller 630 processes sound signals 747 to separate sound signals 747 into speech signals 746 and non-speech signals 744. System controller 630 then combines speech signals 746 and non-speech signals 744 according to the input mixing attributes 762 to generate mixed signals 742. In one embodiment, input mixing attributes 762 includes one or more attributes for increasing the volume of speech signals 746, for reducing the volume of non-speech signals 744, for eliminating non-speech signals 744, for eliminating non-speech signals 744 if speech signals 746 are absent, and for eliminating non-speech signals 724 if speech signals 746 are present, or some combination thereof. In one embodiment, system controller 630 generates mixed signals 742 such that the clarity of speech signals 746 or the quality of non-speech signals 744 in sound signals 747 are increased.

In one embodiment, upon generating mixed signals 742, system controller 630 sends mixed signals 742 to phone 111. In one embodiment, phone 111 sends mixed signals 742 to audio app 114.

The present invention can take the form of an entirely hardware embodiment, an entirely software embodiment or an embodiment containing both hardware and software elements. In a preferred embodiment, the present invention is implemented in software, which includes but is not limited to firmware, resident software, microcode, etc.

Furthermore, the present invention can take the form of a computer program product accessible from a computer usable or computer readable storage medium providing program code for use by or in connection with a computer or any instruction execution system. For the purposes of this description, a computer usable or computer readable storage medium can be any apparatus that can contain, store, communicate, propagate, or transport the program for use by or in connection with the instruction execution system, apparatus, or device. The medium can be an electronic, magnetic, optical, electromagnetic, infrared, or semiconductor system (or apparatus or device) or a propagation medium. Examples of a computer-readable medium include a semiconductor or solid state memory, magnetic tape, a removable computer diskette, a random access memory (RAM), a read-only memory (ROM), a rigid magnetic disk and an optical disk. Current examples of optical disks include compact disk-read only memory (CD-ROM), compact disk-read/write (CD-R/W) and DVD. A computer readable storage medium, as used herein, is not to be construed as being transitory signals per

se, such as radio waves or other freely propagating electromagnetic waves, electromagnetic waves propagating through a waveguide or other transmission media (e.g., light pulses passing through a fiber-optic cable), or electrical signals transmitted through a wire.

A data processing system suitable for storing and/or executing program code will include at least one processor coupled directly or indirectly to memory elements through a system bus. The memory elements can include local memory employed during actual execution of the program code, bulk storage, and cache memories which provide temporary storage of at least some program code in order to reduce the number of times code must be retrieved from bulk storage during execution.

Input/output or I/O devices (including but not limited to keyboards, displays, point devices, etc.) can be coupled to the system either directly or through intervening I/O controllers.

Network adapters may also be coupled to the system to enable the data processing system to become coupled to other data processing systems or remote printers or storage devices through intervening private or public networks. Modems, cable modem and Ethernet cards are just a few of the currently available types of network adapters.

The flowchart and block diagrams in the Figures illustrate the architecture, functionality, and operation of possible implementations of systems, methods and computer program products according to various embodiments of the present invention. In this regard, each block in the flowchart or block diagrams may represent a module, segment, or portion of code, which comprises one or more executable instructions for implementing the specified local function(s). It should also be noted that, in some alternative implementations, the functions noted in the block may occur out of the order noted in the figures. For example, two blocks shown in succession may, in fact, be executed substantially concurrently, or the blocks may sometimes be executed in the reverse order, depending upon the functionality involved. It will also be noted that each block of the block diagrams and/or flowchart illustration, and combinations of blocks in the block diagrams and/or flowchart illustration, can be implemented by special purpose hardware-based systems that perform the specified functions or acts, or combinations of special purpose hardware and computer instructions.

The terminology used herein is for the purpose of describing particular embodiments only and is not intended to be limiting of the invention. As used herein, the singular forms "a", "an" and "the" are intended to include the plural forms as well, unless the context clearly indicates otherwise. It will be further understood that the terms "comprises" and/or "comprising," when used in this specification, specify the presence of stated features, integers, steps, operations, elements, and/or components, but do not preclude the presence or addition of one or more other features, integers, steps, operations, elements, components, and/or groups thereof.

Although the present invention has been described in accordance with the embodiments shown, one of ordinary skill in the art will readily recognize that there could be variations to the embodiments and those variations would be within the spirit and scope of the present invention. Accordingly, many modifications may be made by one of ordinary skill in the art without departing from the spirit and scope of the appended claims.

What is claimed is:

1. A phone stand comprised in a vehicle, the vehicle comprising a seat where a user is expected to be positioned, comprising:

15

a phone holder for coupling to a phone, the phone for conducting a voice session;

a plurality of directional speakers positioned to project sound to a focused audio area in front of a location where the user is expected to be positioned in the seat;

a plurality of back speakers positioned behind the location where the user is expected to be positioned and next to the seat, wherein the plurality of back speakers comprises a first set of back speakers positioned at a first side of the seat and a second set of back speakers positioned at a second side of the seat opposite the first side of the seat, the first set of back speakers comprising a first inward back speaker facing toward the location and a first outward back speaker facing away from the location, the second set of back speakers comprising a second inward back speaker facing toward the location and a second outward back speaker facing away from the location; and

a system controller configured to:

- receive audio signals, the audio signals comprising audio of the voice session from the phone;
- separate the audio signals into speech signals and non-speech signals;
- obtain one or more output mixing attributes;
- generate mixed signals by combining the speech signals and the non-speech signals according to the one or more output mixing attributes;
- send the mixed signals to the plurality of directional speakers and to the first inward back speaker and the second inward back speaker, and
- send the mixed signals in an out of phase manner to the first outward back speaker and the second outward back speaker,

wherein the playing of the mixed signals by the first and second outward back speakers reduce or cancel a volume of the playing of the mixed signals by the plurality of directional speakers and the first and second inward back speakers.

2. The phone stand of claim 1, further comprising one or more microphones positioned near the first and second outward back speakers to capture sound signals, wherein the system controller is further configured to:

- send the sound signals captured by the one or more microphones in an out of phase manner to the first and second inward back speakers, wherein the playing of the sound signals by the first and second inward back speakers reduce or cancel a volume of the sound signals.

3. The phone stand of claim 1, wherein the output mixing attributes comprise one or more of the following: an attribute for increasing a volume of the speech signals; an attribute for reducing a volume of the non-speech signals; an attribute for eliminating the non-speech signals; an attribute for maintaining the volume of the non-speech signals; an attribute for eliminating the non-speech signals if the speech signals are present; and an attribute for increasing a clarify of the speech signals.

4. A phone stand comprised in a vehicle, the vehicle comprising a seat where a user is expected to be positioned, comprising:

- a phone holder for coupling to a phone, the phone for conducting a voice session;
- a plurality of directional speakers positioned to project sound to a focused audio area in front of a location where the user is expected to be positioned in the seat;
- a plurality of back speakers positioned behind the location where the user is expected to be positioned and next to

16

the seat, wherein the plurality of back speakers comprises a first set of back speakers positioned at a first side of the seat and a second set of back speakers positioned at a second side of the seat opposite the first side of the seat, the first set of back speakers comprising a first inward back speaker facing toward the location and a first outward back speaker facing away from the location, the second set of back speakers comprising a second inward back speaker facing toward the location and a second outward back speaker facing away from the location; and

a system controller configured to:

- receive audio signals, the audio signals comprising audio of the voice session from the phone;
- separate the audio signals into speech signals and non-speech signals;
- obtain one or more output mixing attributes;
- generate mixed signals by combining the speech signals and the non-speech signals according to the one or more output mixing attributes;
- send the speech signals in the mixed signals to the plurality of directional speakers;
- send the non-speech signals in the mixed signals to the first inward back speaker and the second inward back speaker, and
- send the non-speech signals in the mixed signals in an out of phase manner to the first outward back speaker and the second outward back speaker, wherein the playing of the non-speech signals by the first and second outward back speakers reduce or cancel a volume of the playing of the non-speech mixed signals by the plurality of directional speakers and the first and second inward back speakers.

5. A method for processing audio signals of a voice session from a phone, comprising:

- (a) receiving audio signals, by a system controller of a phone stand comprised in a vehicle, the vehicle comprising a seat where a user is expected to be positioned, the audio signals comprising audio of the voice session from the phone, the phone stand comprising a phone holder for coupling to the phone, a plurality of directional speakers positioned to project sound to a focused audio area in front of a location where the user is expected to be positioned in the seat, and a plurality of back speakers positioned behind the location where the user is expected to be positioned and next to the seat, wherein the plurality of back speakers comprises a first set of back speakers positioned at a first side of the seat and a second set of back speakers positioned at a second side of the seat opposite the first side of the seat, the first set of back speakers comprising a first inward back speaker facing toward the location and a first outward back speaker facing away from the location, the second set of back speakers comprising a second inward back speaker facing toward the location and a second outward back speaker facing away from the location;
- (b) separating, by the system controller, the audio signals into speech signals and non-speech signals;
- (c) obtaining, by the system controller, one or more output mixing attributes;
- (d) generating, by the system controller, mixed signals by combining the speech signals and the non-speech signals according to the one or more output mixing attributes;
- (e) sending, by the system controller, the speech signals in the mixed signals to the plurality of directional speakers; and

17

- (f) sending, by the system controller, the non-speech signals in the mixed signals to the plurality of back speakers, wherein the sending (f) comprises:
- (f1) sending, by the system controller, the mixed signals to the first inward back speaker and the second inward back speaker, and
 - (f2) sending, by the system controller, the mixed signals in an out of phase manner to the first outward back speaker and the second outward back speaker, wherein the playing of the mixed signals by the first and second outward back speakers reduce or cancel a volume of the playing of the mixed signals by the plurality of directional speakers and the first and second inward back speakers.
6. The method of claim 5, wherein the phone stand comprises one or more microphones positioned near the first and second outward back speakers to capture sound signals, wherein the sending (e) comprises:
- (e1) sending the sound signals captured by the one or more microphones in an out of phase manner to the first and second inward back speakers, wherein the playing of the sounds signals by the first and second inward speakers reduce or cancel a volume of the sound signals.
7. The method of claim 5, wherein the output mixing attributes comprise one or more of the following: an attribute for increasing a volume of the speech signals; an attribute for reducing a volume of the non-speech signals; an attribute for eliminating the non-speech signals; an attribute for maintaining the volume of the non-speech signals; an attribute for eliminating the non-speech signals if the speech signals are present; and an attribute for increasing a clarify of the speech signals.
8. A method for processing audio signals of a voice session from a phone, comprising:
- (a) receiving audio signals, by a system controller of a phone stand comprised in a vehicle, the vehicle comprising a seat where a user is expected to be positioned, the audio signals comprising audio of the voice session from the phone, the phone stand comprising a plurality of directional speakers positioned to project sound to a focused audio area in front of a location where the user is expected to be positioned in the seat, and a plurality of back speakers positioned behind the location where the user is expected to be positioned and next to the seat, wherein the plurality of back speakers comprises a first set of back speakers positioned at a first side of the seat and a second set of back speakers positioned at a second side of the seat opposite the first side of the seat, the first set of back speakers comprising a first inward back speaker facing toward the location and a first outward back speaker facing away from the location, the second set of back speakers comprising a second inward back speaker facing toward the location and a second outward back speaker facing away from the location;
 - (b) separating, by the system controller, the audio signals into speech signals and non-speech signals;
 - (c) obtaining, by the system controller, one or more output mixing attributes;
 - (d) generating, by the system controller, mixed signals by combining the speech signals and the non-speech signals according to the one or more output mixing attributes;
 - (e) sending, by the system controller, the speech signals in the mixed signals to the plurality of directional speakers; and

18

- (f) sending, by the system controller, the non-speech signals in the mixed signals to the plurality of back speakers, wherein the sending (f) comprises:
- (f1) sending, by the system controller, the non-speech signals in the mixed signals to the first inward back speaker and the second inward back speaker, and
 - (f2) sending, by the system controller, the non-speech signals in the mixed signals in an out of phase manner to the first outward back speaker and the second outward back speaker, wherein the playing of the non-speech signals by the first and second outward back speakers reduce or cancel a volume of the playing of the non-speech mixed signals by the plurality of directional speakers and the first and second inward back speakers.
9. A non-transitory computer readable medium embodied in a phone stand, comprising computer readable program code embodied therein, wherein when executed by a processor causes the processor to:
- (a) receive the audio signals comprising audio of the voice session from a phone, the phone coupled to a phone stand via a phone holder, the phone stand comprised in a vehicle, the vehicle comprising a seat where a user is expected to be positioned, the phone stand comprising a plurality of directional speakers positioned to project sound to a focused audio area in front of a location where the user is expected to be positioned in the seat, and a plurality of back speakers positioned behind the location where the user is expected to be positioned and next to the seat, wherein the plurality of back speakers comprises a first set of back speakers positioned at a first side of the seat and a second set of back speakers positioned at a second side of the seat opposite the first side of the seat, the first set of back speakers comprising a first inward back speaker facing toward the location and a first outward back speaker facing away from the location, the second set of back speakers comprising a second inward back speaker facing toward the location and a second outward back speaker facing away from the location;
 - (b) separate the audio signals into speech signals and non-speech signals;
 - (c) obtain one or more output mixing attributes;
 - (d) generate mixed signals by combining the speech signals and the non-speech signals according to the one or more output mixing attributes;
 - (e) send the mixed signals to the plurality of directional speakers; and
 - (f) send the non-speech signals in the mixed signals to the plurality of back speakers, wherein the send (f) comprises:
 - (f1) send the mixed signals to the first inward back speaker and the second inward back speaker, and
 - (f2) send the mixed signals in an out of phase manner to the first outward back speaker and the second outward back speaker, wherein the playing of the mixed signals by the first and second outward back speakers reduce or cancel a volume of the playing of the mixed signals by the plurality of directional speakers and the first and second inward back speakers.
10. The medium of claim 9, wherein the phone stand comprises one or more microphones positioned near the first and second outward back speakers to capture sound signals, wherein the send (e) comprises:
- (e1) send the sound signals captured by the one or more microphones in an out of phase manner to the first and

19

second inward back speakers, wherein the playing of the sounds signals by the first and second inward back speakers reduce or cancel a volume of the sound signals.

11. The medium of claim 9, wherein the output mixing attributes comprise one or more of the following: an attribute for increasing a volume of the speech signals; an attribute for reducing a volume of the non-speech signals; an attribute for eliminating the non-speech signals; an attribute for maintaining the volume of the non-speech signals if the speech signals are present; and an attribute for increasing a clarify of the speech signals.

12. A non-transitory computer readable medium embodied in a phone stand, comprising computer readable program code embodied therein, wherein when executed by a processor causes the processor to:

- (a) receive the audio signals comprising audio of the voice session from a phone, the phone coupled to a phone stand via a phone holder, the phone stand comprised in a vehicle, the vehicle comprising a seat where a user is expected to be positioned, the phone stand comprising a plurality of directional speakers positioned to project sound to a focused audio area in front of a location where the user is expected to be positioned in the seat, and a plurality of back speakers positioned behind the location where the user is expected to be positioned and next to the seat,

wherein the plurality of back speakers comprises a first set of back speakers positioned at a first side of the seat and a second set of back speakers positioned at a second

20

side of the seat opposite the first side of the seat, the first set of back speakers comprising a first inward back speaker facing toward the location and a first outward back speaker facing away from the location, the second set of back speakers comprising a second inward back speaker facing toward the location and a second outward back speaker facing away from the location;

- (b) separate the audio signals into speech signals and non-speech signals;
- (c) obtain one or more output mixing attributes;
- (d) generate mixed signals by combining the speech signals and the non-speech signals according to the one or more output mixing attributes;
- (e) send the mixed signals to the plurality of directional speakers, and
- (f) send the non-speech signals in the mixed signals to the plurality of back speakers, wherein the send (f) comprises:
 - (f1) send the non-speech signals in the mixed signals to the first inward back speaker and the second inward back speaker, and
 - (f2) send the non-speech signals in the mixed signals in an out of phase manner to the first outward back speaker and the second outward back speaker, wherein the playing of the non-speech signals by the first and second outward back speakers reduce or cancel a volume of the playing of the non-speech mixed signals by the plurality of directional speakers and the first and second inward back speakers.

* * * * *